

nSight Supply Chain Analytics

A Next Generation Cloud Based Tool That Transforms
Supply Chain Decision-Making.

Definition

nVision's cloud-based Impact TMS helps companies manage their global supply chain from anywhere in the world. Impact TMS enables clients to have real-time visibility and management of their shipments which allows their team to focus on their core competencies.

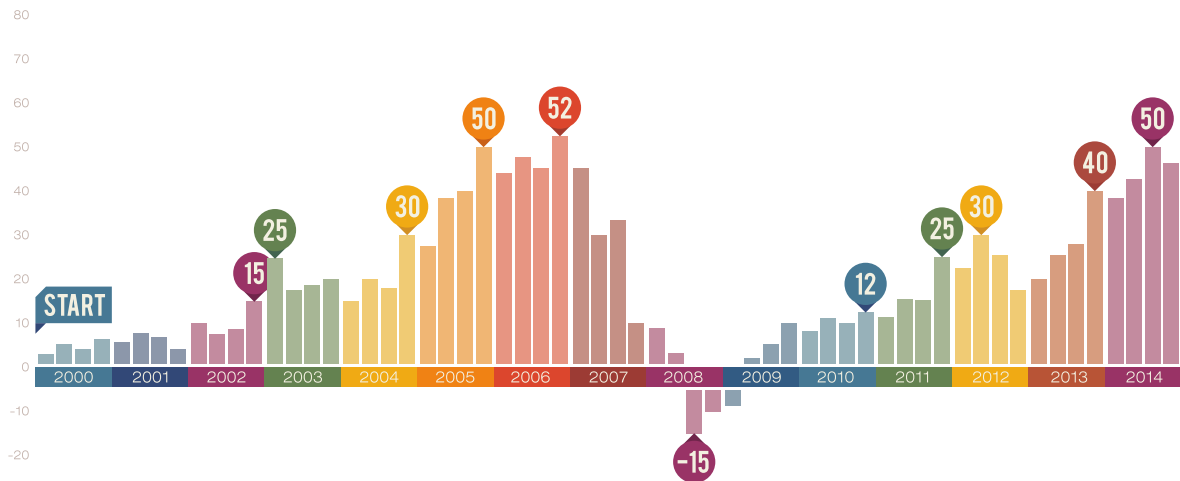
nVision's TMS has three core modules which together provide a comprehensive solution. These are:

- Purchase order management
- Shipment execution
- Visibility and analytics

We realize that analytics is a key differentiator in today's competitive marketplace, and our TMS is geared towards providing clients with the best business intelligence possible. We capture, enrich and normalize data from every single invoice to provide insights that can transform decision-making.

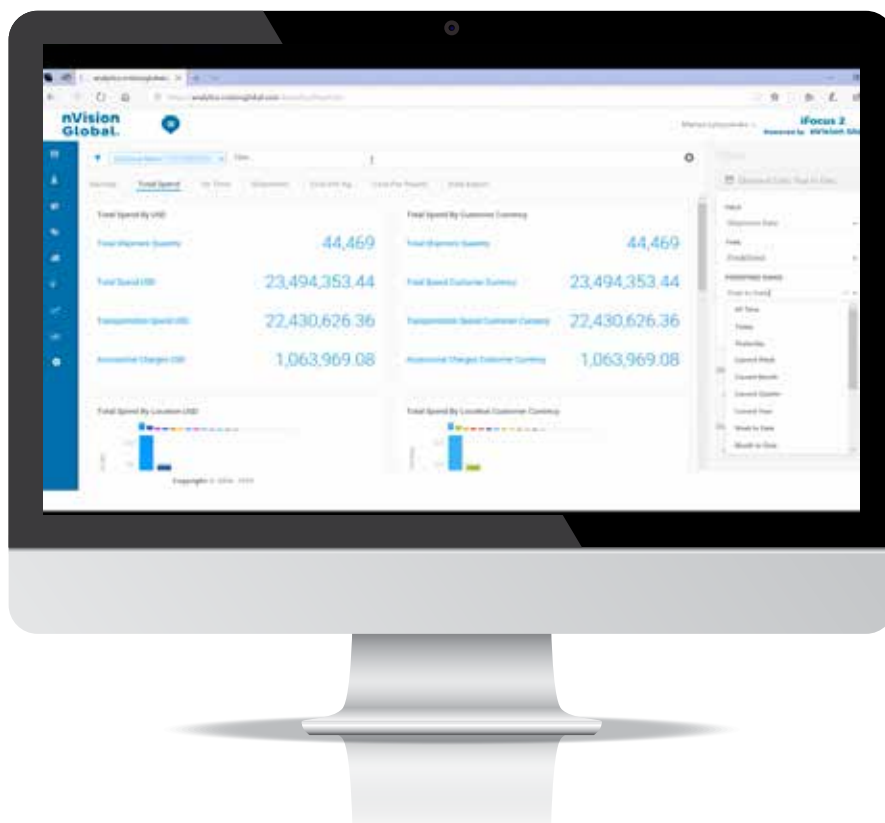
With nSight, our supply chain analytics tool, clients get access to over 1000 KPIs, multiple report formats, mapping capabilities, and export options. Our clients can see the data they want in the format that suits them; allowing for more informed decision-making. This results in better cost control, increased efficiency, and razor-sharp visibility.

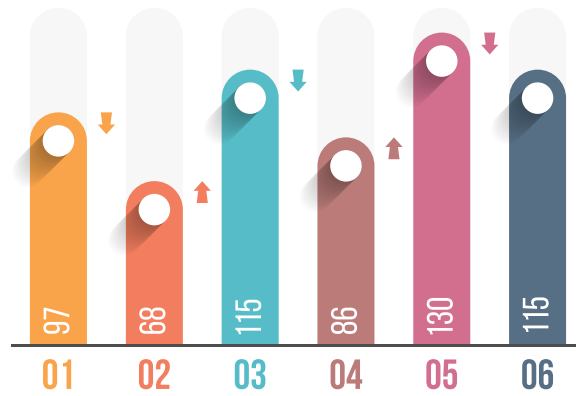
Here's a peek into what makes nSight so impactful.



Data visible by time-period

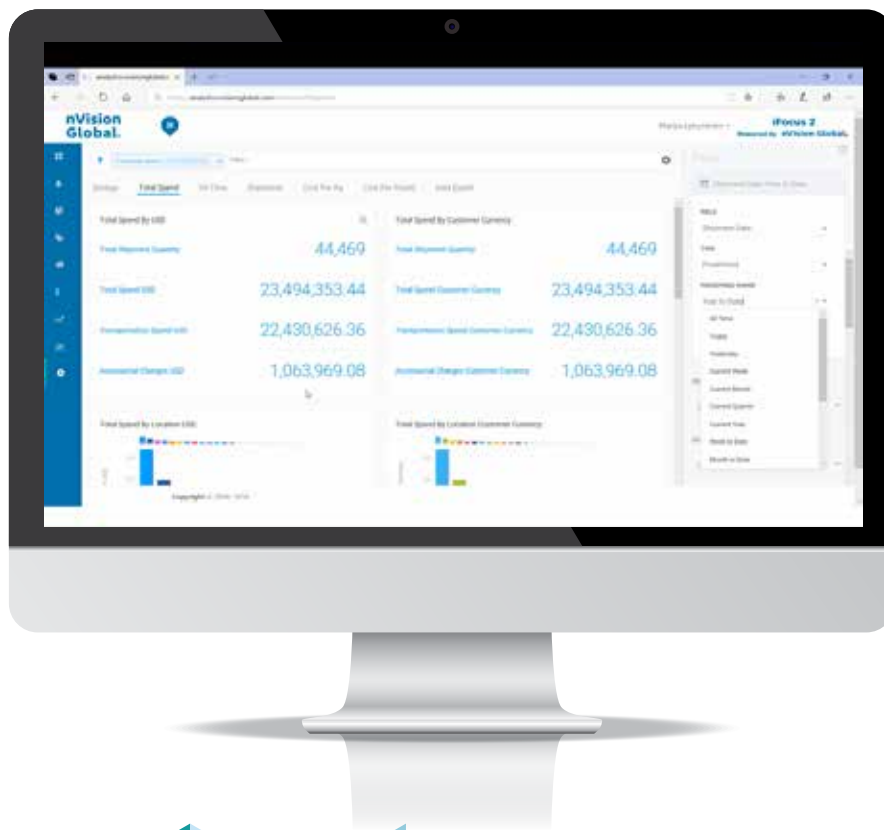
To begin with, this tool allows you to see all the data about your shipments for the time period that you want. In the image below, you can see the option to choose the timeline on the right-hand side. In other words, you can see the shipment data per week, per month, per quarter, per year or over several years. You can even see the entire data to date. This allows you to compare data across time periods and identify patterns accordingly.



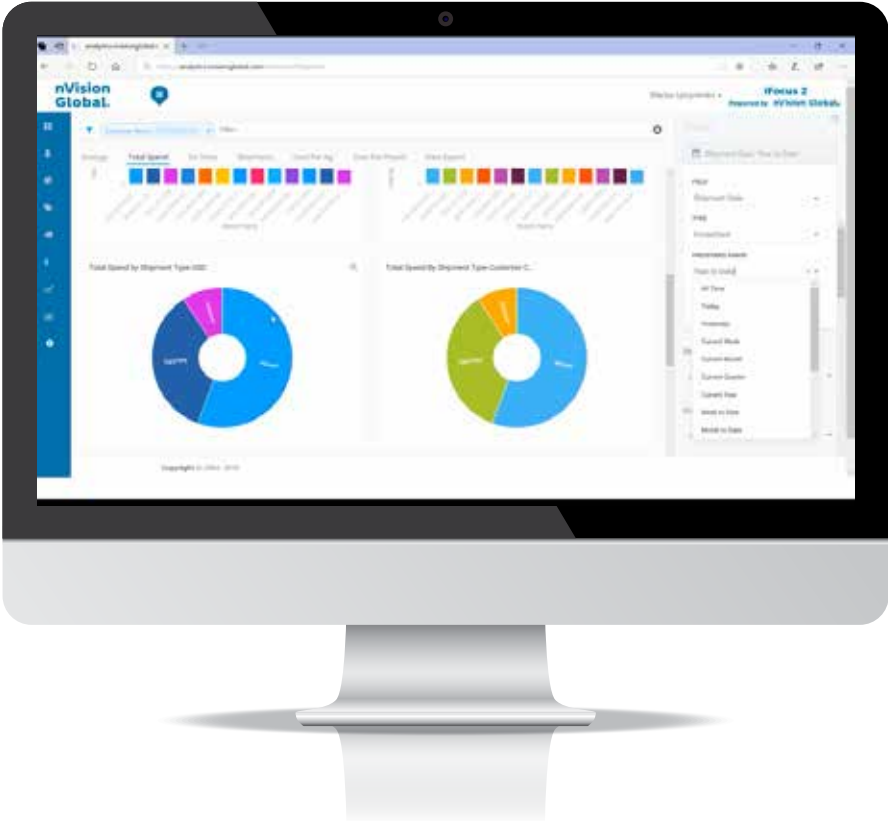


Insights on spending

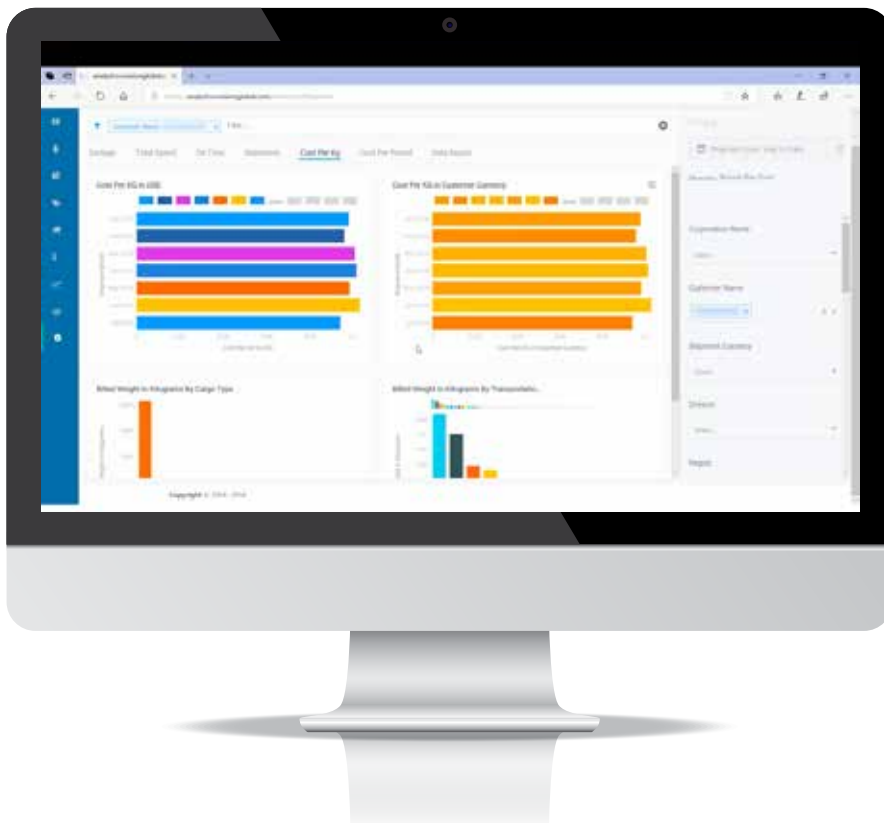
The image below gives you an overall picture of a company's shipment spending. This includes quantity shipped, total spend, and even accessorial charges. We make sure we enrich and normalize accessorial charges across providers to give clients a comprehensive picture. The spend is also available in different currencies.



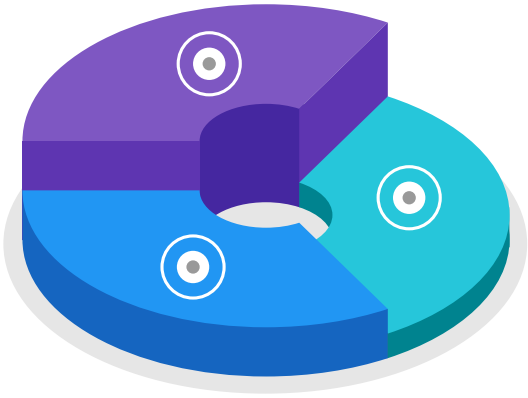
Apart from overall data on spending, clients can also see spend by customer currency, by location, and by the type of shipment (inbound, outbound, or third-party).



Clients can also measure the spending vis-a-vis each specific carrier. nSight allows you to manage multiple currencies so you can compare spending even if your carriers are based in different parts of the world.




Finally, you can also take a look at the cost per kg and compare it for different carriers.




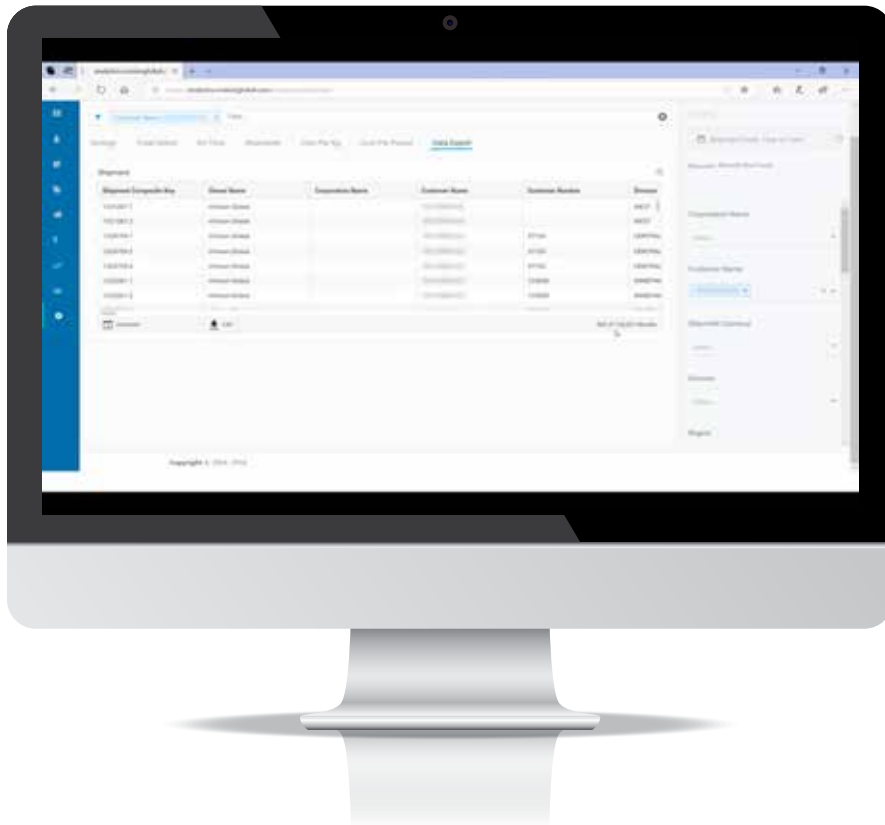
Insights on performance

Another key aspect of nSight analytics is that it allows you to focus on how different carriers are performing. This can help you make objective decisions that drive efficiency. You can measure not just the performance of different carriers but also their performance with respect to each branch.

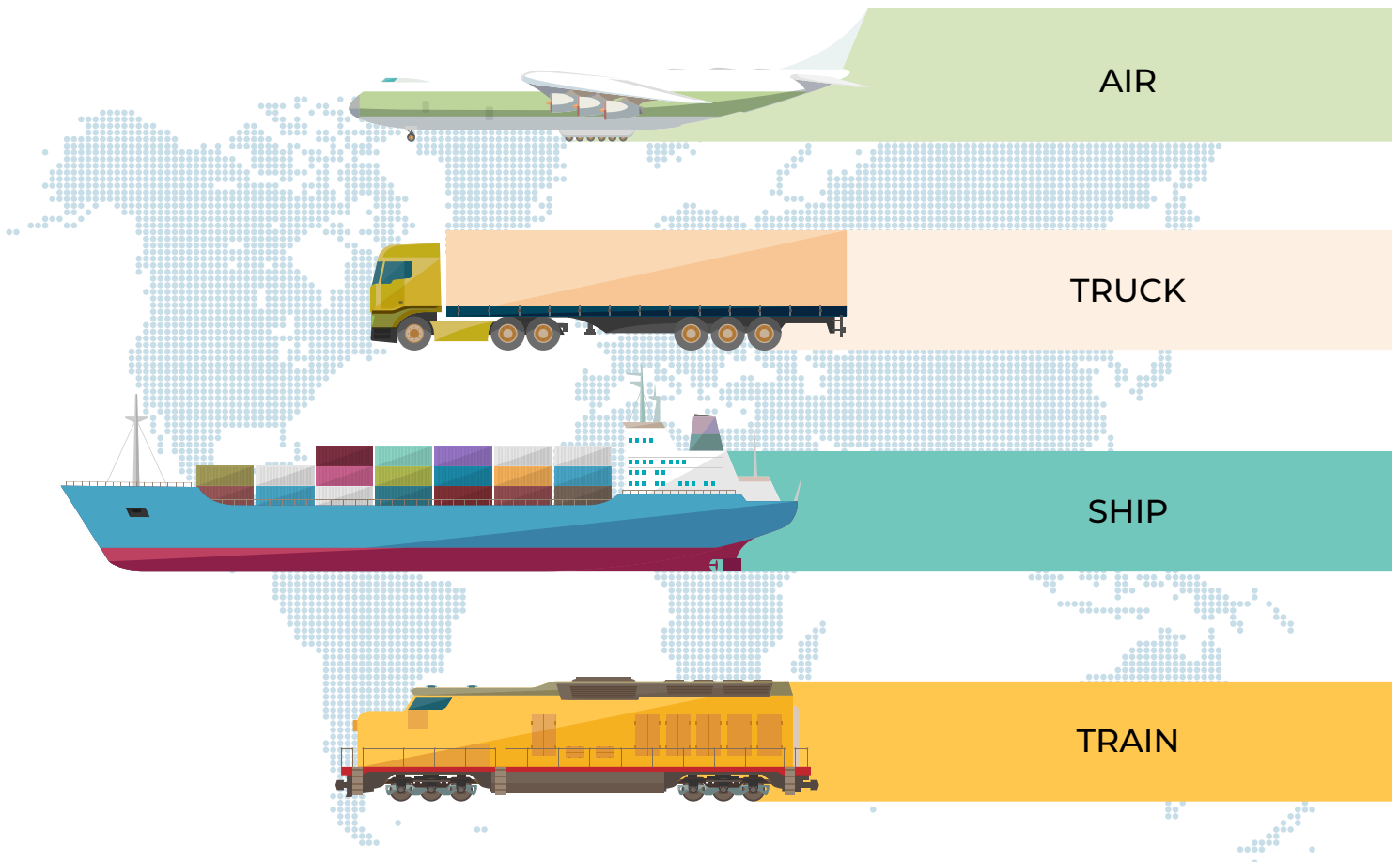


Data export capabilities

A critical feature of nSight is that it allows you to export actionable data in formats that lend themselves to easy analysis. You can download hundreds of thousands of records in a matter of seconds into a CSV or Excel sheet.



nSight gives you a 360-degree view of your shipments from arrival to pick-up and final delivery. The comprehensive analytics on both cost and performance will give you just the information you need to make critical supply chain decisions.



Contact us Today to Learn More About nVision Global's Solutions!

Asia +86-181-6723-8979 /+6-016-770-4327 | Europe (EMEA) +3-143-799-9088

Central America +506-2271-5613 | North America +1-770-474-4122

South America +55 15 98112 8314

Atlanta, GA (USA) • San Jose, Costa Rica • Maastricht, Netherlands • Cluj, Romania
• Sao Paulo, Brazil • Kolkata, India • Delhi, India • Ningbo, China

sales@nvisionglobal.com www.nvisionglobal.com